



Format-1 Consumer Affected/Interrupted Basis on the Reliability Index (SAIFI, SAIDI & CAIDI) for Urban/Rural Areas for the period of 2021-22 (Febraury-2022)


Sl no	DISCOM	Name of the Circle/Area	Type of the Circle/Area (R/U)	Total Nos of feeders (U/R) in the Circle Area	Total Nos of Consumers (U/R) in the feeders in the Circle Area	Nos of interruptions (>3 min/ 5 min/ 10 min)	Duration of interruptions (>3 min/5 min/10 min)	Nos of consumers in the affected feeders	SAIFI	SAIDI	CAIDI	Nos of momentary Interrptions (<3min/5min/ 10min @	No of consumers in the interrupted feeders	MAIFI	RI
				Ct	Ni	Ti	CI	$\sum Ni \cdot Ci / Ct$	$\sum Ti \cdot Ci / Ct$	SAIDI/SAIFI	MI	CI	$\sum Mi \cdot Ci / Ct$	$12 = (1 - 7/24 \cdot 31)$	
				1	2	3	4	5=2	$6 = (3 \times 5 / 2) / 1$	$7 = (4 \times 5 / 2) / 1$	$8 = 7 / 6$	9	10=2	$11 = (9 \times 10 / 2) / 1$	
1	BESCOM	Bangalore NORTH	Urban	315	1329129	1455	976.23	1329129	4.62	3.10	0.67	1010	1329129	3.21	99.58
2		Bangalore EAST		447	1476720	2366	1905.62	1476720	5.29	4.26	0.81	34	1476720	0.08	99.43
3		Bangalore WEST		236	1126504	3419	320.21	1126504	14.49	1.36	0.09	24	1126504	0.10	99.82
4		Bangalore SOUTH		659	1867753	2270.6	1073.43	1867753	3.45	1.63	0.47	1126	1867753	1.71	99.78
5		Davangere		73	395618	1311	148.93	395618	17.96	2.04	0.11	429	395618	5.88	99.73
6		Tumkur		77	324016	1575	911.54	324016	20.45	11.84	0.58	1226	324016	15.92	98.41
7		Bangalore Rural		302	666839	4318	6082.83	666839	14.30	20.14	1.41	2117	666839	7.01	97.29
8		Ramanagara		310	720674	3888	825.46	720674	12.54	2.66	0.21	401	720674	1.29	99.64
9		Kolar		104	406207	1738	1224.63	406207	16.71	11.78	0.70	335	406207	3.22	98.42
10	BESCOM	Davangere	Rural	1013	1107974	24503	7126.44	1107974	24.19	7.03	0.29	17245	1107974	17.02	99.05
11		Tumkur		1079	1119051	26938	28576.65	1119051	24.97	26.48	1.06	13041	1119051	12.09	96.44
12		Bangalore Rural		126	117475	1954	1907.87	117475	15.51	15.14	0.98	1250	117475	9.92	97.96
13		Ramanagara		406	338075	8548	7164.98	338075	21.05	17.65	0.84	3429	338075	8.45	97.63
14		Kolar		547	864599	12449	11043.97	864599	22.76	20.19	0.89	1278	864599	2.34	97.29



 Regional Manager (Elec.)
 BESCOM
 Circle Office, K. R. Circle
 Bangalore - 560 001


 ಉಪ ಪ್ರಧಾನ ವ್ಯವಸ್ಥಾಪಕರು
 ಆಪರೇಷನ್-3, ನಿಗಮ ಕಾರ್ಯಾಲಯ
 ಬೆಂ.ವಿ.ಕಂ., ಬೆಂಗಳೂರು

Format 2: Load Affected/Interrupted Basis on the Reliability Index (BAIFI, BAIDI & CAIDI) for Urban/Rural Areas for the period of 2021-22. (February -2022)

Sl no	DISCOM	Name of the Circle/Area	Type of the Circle/Area (R/U)	Total Nos of feeders (U/R) in the Circle Area	Total Nos of Consumers (U/R) in the feeders in the Circle Area	Total connected Load (In KWs) (U/R) in the feeders in the Circle Area	Nos of Interruptions (>3 min/ 5 min/ 10 min)	Duration of Interruptions (>3 min/5 min/10 min)	Affected Load in the feeders	BAIFI	BAIDI	CAIDI	Nos of momentary Interruption (<3min/5min/10min) only numbers	Affected load (KW) in the feeders	MAIFI	RI
				Ct	LI	NI	TI	LI	NI*LI/Ct	TI*LI/Ct	BAIDI/ BAIFI	MI	LI	MI*LI/Ct	12*(1-7/24*31)	
1	2	3	4	5	6-3	7=(4X6/3)/1	8=(5X6/3)/1	9=8/7	10	11=3	12=(10X11/3)/1	13	14			
1	BESCOM	Bangalore NORTH	Urban	315	1329129	2745741	1455	976.23	2745741	4.62	3.10	0.67	1010	2745741	3.21	99.58
2		Bangalore EAST		447	1476720	4231696	2366	1905.62	4231696	5.29	4.26	0.81	34	4231696	0.08	99.43
3		Bangalore WEST		236	1126504	2957540	3419	320.21	2957540	14.49	1.36	0.09	24	2957540	0.10	99.82
4		Bangalore SOUTH		659	1867753	5817775	2271	1073.43	5817775	3.45	1.63	0.47	1126	5817775	1.71	99.78
5		Davangere		73	395618	476013	1311	148.93	476013	17.96	2.04	0.11	429	476013	5.88	99.73
6		Tumkur		77	324016	378725	1575	911.54	378725	20.45	11.84	0.58	1226	378725	15.92	98.41
7		Bangalore Rural		302	666839	1659318	4318	6082.83	1659318	14.30	20.14	1.41	2117	1659318	7.01	97.29
8		Ramanagara		310	720674	720798	3888	825.46	720798	12.54	2.66	0.21	401	720798	1.29	99.64
9		Kolar		104	406207	465394	1738	1224.63	465394	16.71	11.78	0.70	335	465394	3.22	98.42
10	BESCOM	Davangere	Rural	1013	1107974	2839184	24503	7126.44	2839184	24.19	7.03	0.29	17245	2839184	17.02	99.05
11		Tumkur		1079	1119051	1464321	26938	28576.65	1464321	24.97	26.48	1.06	13041	1464321	12.09	96.44
12		Bangalore Rural		126	117475	649177	1954	1907.87	649177	15.51	15.14	0.98	1250	649177	9.92	97.96
13		Ramanagara		406	338075	338205	8548	7164.98	338205	21.05	17.65	0.84	3429	338205	8.45	97.63
14	Kolar	547	864599	2014843	12449	11043.97	2014843	22.76	20.19	0.89	1278	2014843	2.34	97.29		


 Assistant General Manager (Elec.)
 Operations, BESCOM
 Corporate Office, K. R. Circle
 Bangalore - 560 001


 ಉಪ ಪ್ರಧಾನ ವ್ಯವಸ್ಥಾಪಕರು
 ಅಪರೇಶನ್-3, ನಿಗಮ ಕಾರ್ಯಾಲಯ
 ಬೆಂ.ವಿ.ಕಂ., ಬೆಂಗಳೂರು