



**Format-1 Consumer Affected/Interrupted Basis on the Reliability Index (SAIFI, SAIDI & CAIDI) for Urban/Rural Areas for the period of 2021-22 ( July 2021)**

Sl no	DISCOM	Name of the Circle/Area	Type of the Circle/Area (R/U)	Total Nos of feeders (U/R) in the Circle Area	Total Nos of Consumers (U/R) in the feeders in the Circle Area	Nos of interruptions (>3 min/ 5 min/ 10 min)	Duration of interruptions (>3 min/ 5 min/ 10 min)	Nos of consumers in the affected feeders	SAIFI $\frac{\sum NI \cdot Ci}{Ct}$ 6=(3X5/2)/1	SAIDI $\frac{\sum TI \cdot Ci}{Ct}$ 7=(4X5/2)/1	CAIDI $\frac{SAIDI}{SAIFI}$ 8=7/6	Nos of momentary interruptions (<3min/5min/10min @)	MI	No of consumers in the interrupted feeders	CI	MAIFI $\frac{\sum MI \cdot Ci}{Ct}$ 11=(9X10/2)/1	RI 12=(1-7/24*31)
1	BESCOM	Bangalore NORTH Circle	Urban	312	1311833	3625	1527.43	1311833.00	11.62	4.90	0.42	1276.00	1311833.00	4.09	99.34		
2		Bangalore EAST Circle		440	1447755	4512	4279.00	1447755.00	10.25	9.73	0.95	17.00	1447755.00	0.04	98.69		
3		Bangalore WEST Circle		235	1064296	4997	3224.00	1064296.00	21.26	13.72	0.65	161.00	1064296.00	0.69	98.16		
4	BESCOM	Bangalore SOUTH Circle	Urban	653	1842589	3496	1829.11	1842589.00	5.35	2.80	0.52	1503.00	1842589.00	2.30	99.62		
5		Davangere Circle		81	360109	1611	853.41	360109.00	19.89	10.54	0.53	739.00	360109.00	9.12	98.58		
6		Tumakuru Circle		77	299257	2613	1088.63	299257.00	33.94	14.14	0.42	54.00	299257.00	0.70	98.10		
7	BESCOM	Bangalore Rural Circle	Rural	293	644511	5051	4870.76	644511.00	17.24	16.62	0.96	3737.00	644511.00	12.75	97.77		
8		Ramanagara Circle		296	719958	6661	4512.80	719958.00	22.50	15.25	0.68	2254.00	719958.00	7.51	97.95		
9		Kolar Circle		130	347832	3652	3694.26	347832.00	28.09	28.42	1.01	533.00	347832.00	4.10	96.18		
10	BESCOM	Davangere Circle	Rural	989	1055048	26010	26411.08	1055048.00	26.30	26.70	1.02	25719.00	1055048.00	26.01	96.41		
11		Tumakuru Circle		1036	1079756	43011	53356.17	1079756.00	41.52	51.50	1.24	286.00	1079756.00	0.28	93.08		
12		Bangalore Rural Circle		128	115412	2974	3644.83	115412.00	23.23	28.48	1.23	2120.00	115412.00	16.56	96.17		
13	BESCOM	Ramanagara Circle	Rural	406	337612	15236	12748.68	337612.00	37.53	31.40	0.84	7314.00	337612.00	18.01	95.78		
14		Kolar Circle		741	732491	25534	19615.72	732491.00	34.46	26.47	0.77	935.00	732491.00	1.26	96.44		


  
 Assistant General Manager (Elect.)  
 Operations, BESCOM  
 Corporate Office, K. R. Circle  
 Bangalore - 500 001

  
 Assistant General Manager (Elect.)  
 Operations, BESCOM  
 Corporate Office, K. R. Circle  
 Bangalore - 500 001

**Format 2: Load Affected/Interrupted Basis on the P<sub>2</sub> Ability Index (SAIFI, SAIDI & CAIDI) for Urban Rural Areas for the period of 2020-21 (July 2021)**

Sl no	DISCOM	Name of the Circle/Area	Type of the Circle/Area (R/U)	Total Nos of feeders (U/R) in the Circle Area	Total Nos of Consumers (U/R) in the feeders in the Circle Area	Total connected Load (in KW) (U/R) in the feeders in the Circle Area	Nos of interruptions (>3 min/5 min/10 min)	Duration of interruptions (>3 min/5 min/10 min)	Affected Load in the feeders	SAIFI N <sup>PL</sup> /Ct 7=(4X6/3)/1	SAIDI ΣT <sup>PL</sup> /Ct 8=(5X6/3)/1	CAIDI SAIDI/SAIFI 9=8/7	Nos of momentary interruptions (<3min/5min/10min) only numbers	Affected load (KW) in the feeders	MAIFI ΣM <sup>PL</sup> /Ct 12=(10X11/3)/1	RI 12=(1-7/24*31)
1		Bangalore NORTH Circle		1	2	3	4	5	6-3	7=(4X6/3)/1	8=(5X6/3)/1	9=8/7	10	11-3	12=(1-7/24*31)	
2		Bangalore EAST Circle		312	1311833	2438300	3661	1527.43	2438299.65	11.73	4.90	0.42	1276.00	2438299.65	4.09	99.34
3		Bangalore WEST Circle		440	1447755	5182963	4512	4279.00	5182962.90	10.25	9.73	0.95	17.00	5182962.90	0.04	98.69
4		Bangalore SOUTH Circle		235	1064296	2399278	4997	3224.00	2399278.02	21.26	13.72	0.65	161.00	2399278.02	0.69	98.16
5	BESCOM	Davangere Circle	Urban	653	1842589	4525701	3496	1829.11	4525700.76	5.35	2.80	0.52	1503.00	4525700.76	2.30	99.62
6		Tumakuru Circle		81	360109	478839	1611	853.41	478838.89	19.89	10.54	0.53	739.00	478838.89	9.12	98.58
7		Bangalore Rural Circle		77	299257	404026	2613	1088.63	404026.34	33.94	14.14	0.42	54.00	404026.34	0.70	98.10
8		Ramanagara Circle		293	644511	1575292	5051	4870.76	1575291.54	17.24	16.62	0.96	3737.00	1575291.54	12.75	97.77
9		Kolar Circle		296	719958	720083	6661	4512.80	720083.00	22.50	15.25	0.68	2254.00	720083.00	7.61	97.95
10		Davangere Circle		130	368875	376220	3652	3694.26	376219.57	28.09	28.42	1.01	533.00	376219.57	4.10	96.18
11		Tumakuru Circle		989	1055048	2357784	26010	26411.08	2357784.16	26.30	26.70	1.02	25719.00	2357784.16	26.01	96.41
12	BESCOM	Bangalore Rural Circle	Rural	1036	1079756	1682322	43011	53356.17	1682322.25	41.52	51.50	1.24	286.00	1682322.25	0.28	93.08
13		Ramanagara Circle		128	115412	622438	2974	3644.83	622437.63	23.23	28.48	1.23	2120.00	622437.63	16.56	96.17
14		Kolar Circle		406	337612	337705	15236	12748.68	337705.00	37.53	31.40	0.84	7314.00	337705.00	18.01	95.78
				741	732491	1755645	25534	19615.72	1755644.57	34.46	26.47	0.77	935.00	1755644.57	1.26	96.44

  
 Assistant General Manager (Electrical Operations), BESCOM  
 Corporate Office, K. R. Circle  
 Bangalore - 560 001

  
 Assistant General Manager (Electrical Operations), BESCOM  
 Corporate Office, K. R. Circle  
 Bangalore - 560 001