



Format-1 Consumer Affected/Interrupted Basis on the Reliability Index (SAIFI, SAIDI & CAIDI) for Urban/Rural Areas for the period of 2022-23 (May-2022)


Sl no	DISCOM	Name of the Circle/Area	Type of the Circle/Area (R/U)	Total Nos of feeders (U/R) in the Circle Area	Total Nos of Consumers (U/R) in the feeders in the Circle Area	Nos of interruptions (>3 min/ 5 min/ 10 min)	Duration of interruptions (>3 min/5 min/10 min)	Nos of consumers in the affected feeders	SAIFI	SAIDI	CAIDI	Nos of momentary interruptions (<3min/5min/10min @	No of consumers in the interrupted feeders	MAIFI	RI
				Ct	NI	TI	CI	$\sum NI \times CI / Ct$	$\sum TI \times CI / Ct$	SAIDI/SAIFI	Mi	CI	$\sum MI \times CI / Ct$	$12 = [1 - 7/24 \times 31]$	
				1	2	3	4	5=2	$6 = (3 \times 5 / 2) / 1$	$7 = (4 \times 5 / 2) / 1$	$8 = 7 / 6$	9	10=2	$11 = (9 \times 10 / 2) / 1$	12
1	BESCOM	Bangalore NORTH	Urban	319	1335575	3521	1199.32	1335575	11.04	3.76	0.34	1340	1335575	4.20	99.49
2		Bangalore EAST		461	1486023	4714	1376.30	1486023	10.23	2.99	0.29	35	1486023	0.08	99.60
3		Bangalore WEST		237	1136719	3500	347.34	1136719	14.77	1.47	0.10	1667	1136719	7.03	99.80
4		Bangalore SOUTH		673	1880609	2587	1111.00	1880609	3.84	1.65	0.43	775	1880609	1.15	99.78
5		Davangere		72	413087	1563	1160.44	413087	21.71	16.12	0.74	1479	413087	20.54	97.83
6		Tumkur		77	324083	1519	1039.37	324083	19.73	13.50	0.68	4115	324083	53.44	98.19
7		Bangalore Rural		307	678136	4822	3388.60	678136	15.71	11.04	0.70	1715	678136	5.59	98.52
8		Ramanagara		315	720903	6121	4867.18	720903	19.43	15.45	0.80	2478	720903	7.87	97.92
9		Kolar		104	411439	1621	1640.19	411439	15.59	15.77	1.01	1959	411439	18.84	97.88
10	BESCOM	Davangere	Rural	1031	1056751	26189	33035.23	1056751	25.40	32.04	1.26	58920	1056751	57.15	95.69
11		Tumkur		1097	1120567	26429	29665.94	1120567	24.09	27.04	1.12	58759	1120567	53.56	96.37
12		Bangalore Rural		129	118654	3997	3760.00	118654	30.98	29.15	0.94	2624	118654	20.34	96.08
13		Ramanagara		411	338292	13478	12412.15	338292	32.79	30.20	0.92	6915	338292	16.82	95.94
14		Kolar		671	875451	15374	17505.83	875451	22.91	26.09	1.14	13528	875451	20.16	96.49



 Assistant General Manager (Elec.)
 Operations, BESCOM
 Corporate Office, K. R. Circle
 Bangalore - 560 001


 ಅಪರೇಟಿಂಗ್ ವ್ಯವಸ್ಥಾಪಕರು
 ಆಪರೇಷನ್-3, ನಿಗಮ ಕಾರ್ಯಾಲಯ
 ಬೆಂ.ವಿ.ಕಂ., ಬೆಂಗಳೂರು

Format 2: Load Affected/Interrupted Basis on the Reliability Index (SAIFI, SAIDI & CAIDI) for Urban/Rural Areas for the period of 2022-23 (May -2022)

Sl no	DISCOM	Name of the Circle/Area	Type of the Circle/Area (R/U)	Total Nos of feeders (U/R) in the Circle Area	Total Nos of Consumers (U/R) in the feeders in the Circle Area	Total connected Load (In KWs) (U/R) in the feeders in the Circle Area	Nos of interruptions (>3 min/ 5 min/ 10 min)	Duration of interruptions (>3 min/5 min/10 min)	Affected Load in the feeders	SAIFI	SAIDI	CAIDI	Nos of momentary Interruption (<3min/5min/10min) only numbers	Affected load (KW) in the feeders	MAIFI	RI
					Ct	LI	NI	TI	LI	NI*LI/Ct	TI*LI/Ct	SAIDI/ SAIFI	MI	LI	MI*LI/Ct	12*(1-7/24*31)
				1	2	3	4	5	6=3	7=(4X6/3)/1	8=(5X6/3)/1	9=8/7	10	11=3	12=(10X11/3)/1	13
1	BESCOM	Bangalore NORTH	Urban	319	1335575	2751871	3521	1199.32	2751871	11.04	3.76	0.34	1340	2751871	4.20	99.49
2		Bangalore EAST		461	1486023	4250744	4714	1376.30	4250744	10.23	2.99	0.29	35	4250744	0.08	99.60
3		Bangalore WEST		237	1136719	2992146	3500	361.66	2992146	14.77	1.53	0.10	1667	2992146	7.03	99.79
4		Bangalore SOUTH		673	1880609	5825151	2587	1111.00	5825151	3.84	1.65	0.43	775	5825151	1.15	99.78
5		Davangere		72	413087	479458	1563	1160.44	479458	21.71	16.12	0.74	1479	479458	20.54	97.83
6		Tumkur		77	324083	353162	1519	1039.37	353162	19.73	13.50	0.68	4115	353162	53.44	98.19
7		Bangalore Rural		307	678136	1688177	4822	3388.60	1688177	15.71	11.04	0.70	1715	1688177	5.59	98.52
8		Ramanagara		315	720903	721011	6121	4867.18	721011	19.43	15.45	0.80	2478	721011	7.87	97.92
9		Kolar		104	411439	472541	1621	1640.19	472541	15.59	15.77	1.01	1959	472541	18.84	97.88
10	BESCOM	Davangere	Rural	1031	1056751	2897950	26189	33035.23	2897950	25.40	32.04	1.26	58920	2897950	57.15	95.69
11		Tumkur		1097	1120567	1324598	26429	29665.94	1324598	24.09	27.04	1.12	58759	1324598	53.56	96.37
12		Bangalore Rural		129	118654	654108	3997	3760	654108	30.98	29.15	0.94	2624	654108	20.34	96.08
13		Ramanagara		411	338292	338391	13478	12412.15	338391	32.79	30.20	0.92	6915	338391	16.82	95.94
14		Kolar		671	875451	2073777	15374	17505.83	2073777	22.91	26.09	1.14	13528	2073777	20.16	96.49


 Assistant General Manager (Elec.)
 Operations, BESCOM
 Corporate Office, K. R. Circle
 Bangalore - 560 001


 Assistant General Manager
 Bangalore-3, K. R. Circle
 Bangalore - 560 001