

Consumer Affected/Interrupted Basis on the Reliability Index (SAIFI, SAIDI & CAIDI) for Urban/Rural Areas for the period of 2017-18.


Format-1

Sl no	DISCOM	Name of the Circle/Area	Type of the Circle/Area (R/U)	Total Nos of feeders (U/R) in the Circle Area	Total Nos of Consumers (U/R) in the feeders in the Circle Area	Nos of interruptions (>3 min/ 5 min/ 10 min)	Duration of interruptions (>3 min/5 min/10 min)	Nos of consumers in the affected feeders	SAIFI	SAIDI	CAIDI	RI
				Ct	Ni	Ti	Ci	$\frac{\sum Ni \cdot Ci}{Ct}$	$\frac{\sum Ti \cdot Ci}{Ct}$	$\frac{SAIDI}{SAIFI}$	10= (1- SAIDI/ 8760)	
				1	2	3	4	5	$6 = (\sum 4 \times 5 / 2) / 1$	$7 = (\sum 4 \times 5 / 2) / 1$	8=7/6	
1	BESCOM	Bangalore NORTH Circle	Urban	282	1169708	41431	29495.00	1169708	147	104.59	0.71	98.81
2		Bangalore EAST Circle		372	1317362	41228	40433.48	1317362	111	108.69	0.98	98.76
3		Bangalore WEST Circle		214	959562	50043	25047.73	959562	234	117.05	0.50	98.66
4		Bangalore SOUTH Circle		521	1613438	73902	54955.00	1613438	142	105.48	0.74	98.80
5		Davangere Circle		77	296999	31232	17964.00	296999	406	233.30	0.58	97.34
6		Tumakuru Circle		55	213393	18404	10114.89	213393	335	183.91	0.55	97.90
7		Bangalore Rural Circle		257	499596	105826	78146.00	499596	412	304.07	0.74	96.53
8		Ramanagara Circle		203	339273	73586	52385.62	339273	362	258.06	0.71	97.05
9		Kolar Circle		78	227426	29026	36763.56	227426	372	471.33	1.27	94.62
10	BESCOM	Davangere Circle	Rural	792	894156	429211	343993.00	894156	542	434.33	0.80	93.39
11		Tumakuru Circle		922	917685	330671	212312.10	917685	359	230.27	0.64	96.50
12		Bangalore Rural Circle		120	115503	60236	57981.00	115503	502	483.18	0.96	94.48
13		Ramanagara Circle		211	315147	159628	113854.55	315147	757	539.60	0.71	93.84
14		Kolar Circle		675	695653	197253	271342.06	695653	292	401.99	1.38	93.88

NOTE:

- BESCOM comprises of total 9 O&M Circles as listed above. With 04 nos of O&M Circles of purely urban load consisting Bangalore City as listed from Sl no:1 to 04 and rest of the 05 O&M Circles consisting both of Urban and Rural feeders are mentioned above from Sl no:5 to 14
- The SAIFI and SAIDI of the concerned circles are calculated considering the total interruptions both Scheduled and Un-scheduled occurred in all the feeders of the concerned circles during the said year.
- SAIDI, SAIFI is calculated for the complete year.


 Assistant General Manager (Elec.)
 Operations, BESCOM
 Corporate Office, K. R. Circle
 Bangalore - 560 001


 ಉಪ ಪ್ರಧಾನ ವ್ಯವಸ್ಥಾಪಕರು
 ಆಪರೇಷನ್-3, ನಿಗಮ ಕಾರ್ಯಾಲಯ
 ಬೆಂ.ವಿ.ಕಂ., ಬೆಂಗಳೂರು


Load Affected/Interrupted Basis on the Reliability Index (SAIFI, SAIDI & CAIDI) for Urban/Rural Areas for the period of 2017-18.


Format-2

Sl no	DISCOM	Name of the Circle/Area	Type of the Circle/Area (R/U)	Total Nos of feeders (U/R) in the Circle Area	Total Nos of Consumers (U/R) in the feeders in the Circle Area	Total connected Load (in KWs) (U/R) in the feeders in the Circle Area	Nos of interruptions (>3 min/ 5 min/ 10 min)	Duration of interruptions (>3 min/5 min/10 min)	Affected Load in the feeders	SAIFI	SAIDI	CAIDI	RI
				Ct	Li	Ni	Ti	LI	$\sum Ni*Li/Ct$	$\sum Ti*Li/Ct$	SAIDI/ SAIFI	$10= (1-SAIDI/8760)$	
				1	2	3	4	5	6	$7=(\sum 4x6/3)/1$	$8=(\sum 5x6/3)/1$	$9=8/7$	
1	BESCOM	Bangalore NORTH Circle	Urban	282	1169708	1698783	41431	29495.00	1698783	147	104.59	0.71	98.81
2		Bangalore EAST Circle		372	1317362	4133518	41228	40433.48	4133518	111	108.69	0.98	98.76
3		Bangalore WEST Circle		214	959562	1602722	50043	25047.73	1602722	234	117.05	0.50	98.66
4		Bangalore SOUTH Circle		521	1613438	1724348	73901.5	54955.00	1724348	142	105.48	0.74	98.80
5		Davangere Circle		77	296999	22615	31232	17964.00	22615	406	233.30	0.58	97.34
6		Tumakuru Circle		55	213393	109134	18404	10114.89	109134	335	183.91	0.55	97.90
7		Bangalore Rural Circle		256	499596	1040158	105826	78146.00	1040158	413	305.26	0.74	96.52
8		Ramanagara Circle		203	339273	1082262	73586	52385.62	1082262	362	258.06	0.71	97.05
9		Kolar Circle		78	227426	490500	29026	36763.56	490500	372	471.33	1.27	94.62
10	BESCOM	Davangere Circle	Rural	792	894156	100303	429211	343993.00	100303	542	434.33	0.80	93.39
11		Tumakuru Circle		922	917685	2220410	330671	212312.10	2220410	359	230.27	0.64	96.50
12		Bangalore Rural Circle		120	115503	750770	60236	57981.00	750770	502	483.18	0.96	92.65
13		Ramanagara Circle		211	315147	774764	159628	113854.55	774764	757	539.60	0.71	91.79
14		Kolar Circle		675	695653	1425610	197253	271342.06	1425610	292	401.99	1.38	93.88

NOTE:

- BESCOM comprises of total 9 O&M Circles as listed above. With 04 nos of O&M Circles of purely urban load consisting Bangalore City as listed from Sl no:1 to 04 and rest of the 05 O&M Circles consisting both of Urban and Rural feeders are mentioned above from Sl no:5 to 14
- The SAIFI and SAIDI of the concerned circles are calculated considering the total interruptions both Scheduled and Un-scheduled occurred in all the feeders of the concerned circles during the said year.
- SAIDI, SAIFI is calculated for the complete year.


 Assistant General Manager (Elec.)
 Operations, BESCOM
 Corporate Office, K. R. Circle
 Bangalore - 560 001


 ಉಪ ಪ್ರಧಾನ ವ್ಯವಸ್ಥಾಪಕರು
 ಆಪರೇಶನ್-3, ನಿಗಮ ಕಾರ್ಯಾಲಯ
 ಬೆಂ.ಪ.ಕಂ., ಬೆಂಗಳೂರು